

ABOUT TIMES-7

We are a high-tech company specializing in the design and manufacture of RAIN (UHF) RFID antennas.

Our journey began in 2006, when Times-7 was founded. Since then, we have developed the largest portfolio of fixed RAIN RFID reader antennas, which are famous for their quality and performance.

We are based in Lower Hutt, New Zealand, but our reach extends worldwide as we export our products through our authorized partner network.

In addition to our world-class products and in-depth expertise, our customers appreciate Times-7's customer service and technical support.

We are responsive in supporting a large global customer base and ensuring the success of our customer's implementations.

Times-7 Research Ltd
10 Te Puni Street
Lower Hutt 5012
New Zealand

NEW ZEALAND
P: +64 4 974 6566

USA/CANADA
P: +1 408 769 5025

E: sales@times-7.com

W: www.times-7.com



The A1001 Near Field Antenna

The A1001 Near-Field Antenna represents a breakthrough in size and performance, offering a compact, commercially available, wideband UHF RFID antenna. This antenna is especially well-suited for use in enclosed spaces and any scenario where a small footprint is essential. The A1001 provides wideband reception and transmission of signals within the 864-928 MHz frequency range, which includes the ETSI and FCC bands.

With impressive performance in a compact design, the A1001 antenna significantly reduces stray tag reads, highlighting the advantages of near-field/short-range RFID as a cost-effective solution.

Order Information

Note: Please quote product code, band, cable type & part number

*Antenna Product Code	Band	Part No.
A1001	ETSI / FCC Wideband	71203
Cable Accessories Product Code	Cable Type	Part No.
Cable 2m, SMA to RPTNC	T7 195 / 240 / 400	71436 / 71782 / 72042
Cable 4m, SMA to RPTNC	T7 240 / 400	71784 / 72043
Cable 6m, SMA to RPTNC	T7 240 / 400	71904 / 72044
Cable 8m, SMA to RPTNC	T7 240 / 400	71788 / 72045

*Built in New Zealand. ROHS & CE compliant.

View the Times-7 Cable Accessory datasheet [here](#)

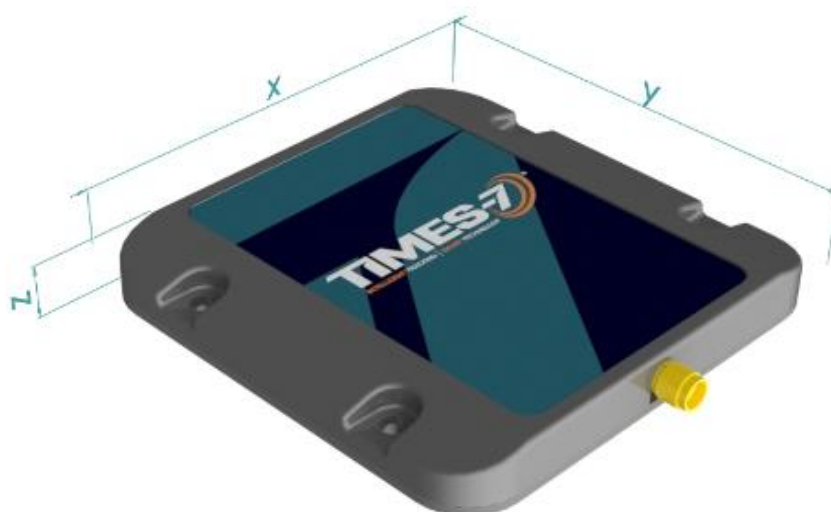
Physical / Environmental Specifications

Dimensions Unboxed:	82 x 82 x 9.6mm
Length (x) x Width (y) x Depth (z)	3.2 x 3.2 x 0.3"
Boxed Unit Dimensions:	160 x 90 x 20mm
(L x W x D)	6.3 x 3.5 x 0.8"
Weight	Net: 0.05kg / 0.1lbs. Gross: 0.06kg / 0.12lbs.
Casing:	Moulded ABS housing
Environmental Rating:	IP54
Operating / Storage Temperature:	0° to +50°C / -30° to +60°C +32° to +122°F / -22° to +140°F
Mounting:	Mounting holes (for position refer to drawing)
Connector Type / Position:	SMA Female / Centered

Electrical Specifications

Frequency Range:	864 - 928 MHz (wideband)
VSWR:	1.4 typical
Nominal Impedance:	50Ω
Maximum Input Power:	3W
Antenna Detection	10K Ω resistance
Anti-Static Protection:	Yes, DC grounded

Azimuth Planes



Applications


Access Control and Security

Typically, an RFID access control system is employed to establish varying levels of security. RFID readers/antennas can be positioned at building entrances and secure room access points. In the software, each RFID hardware point can be individually configured with access permissions corresponding to specific individuals' RFID fobs or cards.




Retail POS

In certain applications, like POV systems, close-range tag detection is crucial. The A1001 is purpose-built for precisely these situations. Its radiation intensity is at its peak right at the antenna's surface, making 'tap and go' applications perfectly feasible with the A1001 antenna.



Mass Transit Systems

In public transport, RFID systems are commonly employed for ticket swiping during boarding and disembarking. The A1001 antenna, with its limited read range, is ideal for such applications, as it's designed to read a single tag at a time, ensuring precise functionality.

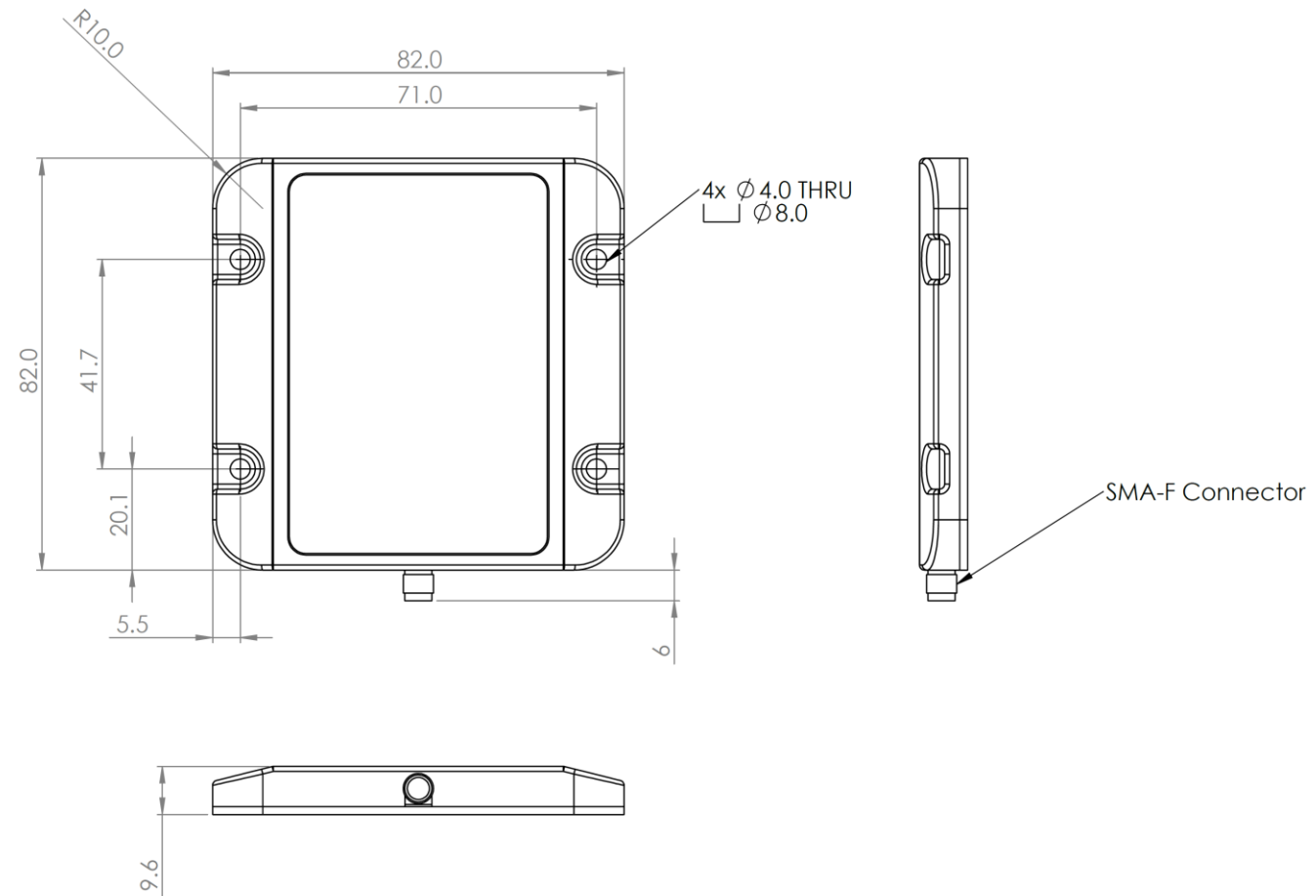


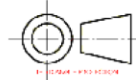


The technical data contained in this publication is not a guarantee for which Times-7 Research Ltd assumes legal accountability. It is indicative of typical performance, and if required should be relied on for specific applications only after due verification.

All technical data, specifications and other information contained herein are deemed to be the proprietary intellectual property of Times-7 Research Ltd. No reproduction, copy or use thereof may be made without the express written consent of Times-7 Research Ltd.

Times-7 and the stylized T-7 Antennas logo are trademarks or registered trademarks of Times-7 Research Ltd. All other trademarks are the property of their respective owners.
© 2023 Times-7 Research Ltd. All rights reserved. Specifications are subject to change without notice.

Mechanical Drawing for the A1001 Near-Field Antenna



THE INFORMATION CONTAINED IN THIS DRAWING IS THE SOLE PROPERTY OF TIMES-7 LTD. ANY REPRODUCTION IN PART OR AS A WHOLE WITHOUT THE WRITTEN PERMISSION OF TIMES-7 IS PROHIBITED.	DIMENSIONS ARE IN mm UNLESS OTHERWISE SPECIFIED TOLERANCES: NO DECIMAL PLACES ± 1 ONE PLACE DECIMAL ± 0.5		DESCRIPTION			
			A1001 Near Field Antenna			
DRAWN C Wilson	SIGNATURE 	DATE 10/06/2019	SIZE A3	PART NO. 71203	REV B	
APPROVED R Lopez	SIGNATURE 	DATE 11/06/2019	DO NOT SCALE DRAWING			SHEET 1 OF 2